

LESSON 1: TASTE AND SEE



COUNTDOWN VIDEO



WELCOME AND PRAYER



OPENING VIDEO TRANSMISSION



MEMORY VERSE



GAME TIME



SUPPLEMENTARY 1: DRAMA



OFFERING



PRAISE AND WORSHIP



LESSON VIDEO TRANSMISSION



LESSON OUTLINE



SUPPLEMENTARY 2: ACADEMY KITCHEN



CLOSING VIDEO TRANSMISSION



**PRAYER, ANNOUNCEMENTS,
HANDOUTS**




GAME REPRISE (IF TIME ALLOWS)



Memory Verse: "Taste and see that the Lord is good. Oh, the joys of those who take refuge in him!"

Psalm 34:8





GAME TIME

OREO "WHITEOUT"



Time Required: 10 minutes



Memory Verse: "Taste and see that the Lord is good. Oh, the joys of those who take refuge in him!"

Psalm 34:8



Teacher Tip: For safety, it's important to talk with kids and parents to prescreen for food allergies, if choosing to allow the Cadets to partake in sampling the food items.

Supplies: ■ 1 Table, ■ 2 Packages of Oreo Cookies®, ■ 2 Plates, ■ Upbeat music to play during the game

Prior to Game:

- Place each plate on opposite sides of the table.
- Place 15 cookies on each plate.
- Choose two Cadets to challenge each other in this game, one boy and one girl.

Game Instructions:

- The Cadets will challenge each other by twisting open the cookie and eating the white filling from the middle of the Oreo Cookie®. The first player to eat the filling from all 15 cookies is the "Whiteout" winner!

Game Goal:

A fun activity that relates the goodness of God to enjoying a tasty treat!

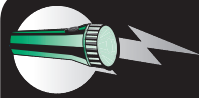
Game Option—Sibling Round:

Choose two brothers to compete against two sisters. The first sibling will open the cookie and eat the filling, while the other sibling eats the outer part of the cookie.

Final Word:

Oreos sure are tasty, but God is even tastier! Think I'm kidding? Check out Psalm 34:8: "Taste and see that the Lord is good. Oh, the joys of those who take refuge in him!"

Notes: _____



DRAMA

"GERMANY" Superkid International Network

Concept: A news reporter travels the world, meeting interesting people and providing insight into their culture and country.

Characters:

- Nennerd Nil: News reporter
- Gustaf: German boy who enjoys polkas
- Gwen: German girl who enjoys polkas

Costumes:

- News reporter: Professional wear
- Gustaf/Gwen: Polka outfits

Options for polka outfits:

- Gustaf: knee-length shorts pulled up high with suspenders, a white-collared shirt, white knee socks, dress shoes and a hat with a feather
- Gwen: colorful, "twirly" dress with a large sash, knee socks and dress shoes



Teacher Tip: Options for skit presentation:

1. Allow the reporter to use a clipboard with a script printout for easy reference of his/her lines. Highlighting key words of the script will provide reference points for an easier read and flow to the story.
2. This skit can be prerecorded and shown on TV during service, like a "real" news report.



Teen Tip: Reviewing the script prior to service and involving teen helpers is a great way to keep the Cadets involved and attentive.

Supplies: ■ 1 Clipboard with a script for the reporter, ■ 1 Microphone, ■ 1 Small, round table, ■ 2 Chairs, ■ 2 Coffee cups, ■ 2 Plates, ■ Pocket change, ■ 1 Christmas ornament, ■ 1 New, large tote bag containing the following items: ■ Toilet scrubber, ■ Dollar bills, ■ Coat and tie, ■ Large calendar with a red "X" through Monday

Notes:



(Begin with the Reporter standing center stage, holding the microphone; Gustaf and Gwen are dancing a polka nearby.)

REPORTER - NENNERD NIL:

Welcome to the Superkid International Network. The station that brings the latest news on international people and places. I'm Nennerd Nil, on assignment in Germany, located at the annual 'Proud Polka Dancers of Germany' contest.

This year's winners are Gustaf (*goo-stoff*) and Gwen Hisel (*high-sul*). Welcome and congratulations!

(Gustaf bows and Gwen curtsies.)

GUSTAF AND GWEN:

Goo-ten-talk!

(Gustaf bows and Gwen curtsies again, and they stand by with smiles on their faces.)

REPORTER - NENNERD NIL:

Thank you for joining us today! First a few facts about Germany:
There are 82 million people living in Germany and the capital of Germany is Berlin. Because of the building increase, much of Germany looks a lot brighter and cleaner than in the past. This, combined with the impressive culture, makes for a good visit. Germany is located in northwestern Europe between France and Poland, and officially became a nation in 1871 under the leadership of Otto von Bismarck.

Now back to our special guests, Gustaf and Gwen, who are excited to share in our news report today, on the "Top 10 Tips for Visiting Germany."

Since they only speak German, Gustaf and Gwen will be acting out the information while we translate.

1st ACTING TIP:

Gustaf starts power-walking in place, then Gwen grabs his hands and they begin to polka around.

REPORTER TRANSLATES:

It's easy to travel around Germany by subway or bus. Of course, Gustaf and Gwen recommend enjoying a good polka dance through town!

2nd ACTING TIP:

Gustaf and Gwen also recommend learning a few basic words in German.

GUSTAF: (bows)

Goo-ten-talk!

REPORTER TRANSLATES:

That means, "Good day."

GWEN: (curtsies)

Danka!

REPORTER TRANSLATES:

That means, "Thank You."

3rd ACTING TIP:

Gwen pulls a toilet scrubber from the tote bag and pretends to scrub while Gustaf takes change out of his pocket and gives it to Gwen. Gustaf bows and Gwen curtsies.

REPORTER TRANSLATES:

Keep small change handy. You'll have to pay to use the public restrooms, which are cleaned after every use.

4th ACTING TIP:

Gustaf pulls a Christmas ornament from the tote bag and gives it to Gwen, who curtsies while he bows.

REPORTER TRANSLATES:

In December, there are Christmas markets where handmade ornaments and fresh apple cider can be purchased. Be sure to visit Rothenburg (rotten-burg), to experience the largest Christmas store in the world, called Kathe Wohlfahrt (Katē Völ-fert).

5th ACTING TIP:

Gwen pulls a coat and tie from the tote bag for Gustaf to wear.

REPORTER TRANSLATES:

Gustaf and Gwen suggest wearing a coat and tie to fancy restaurants. Most restaurants require men to wear a coat and tie in order to dine inside.

6th ACTING TIP:

Gwen motions to Gustaf to sit at the table, and she pretends to serve him coffee.

REPORTER TRANSLATES:

In Germany, people take two to three hours to eat their meals and drink coffee. So slow down and enjoy your meals.

7th ACTING TIP:

Gustaf and Gwen begin eating strudel. After a few bites, Gustaf snaps his fingers in the air, looking around for a waiter.

REPORTER TRANSLATES:

Gustaf and Gwen enjoy a late-afternoon strudel snack, and the strudel is delicious!

8th ACTING TIP:

After a few more bites of strudel, Gustaf snaps his fingers in the air, looking around again for a waiter.

REPORTER TRANSLATES:

While dining at a restaurant, you may have to ask for the check more than once; waiters do not want to rush anyone.

9th ACTING TIP:

Gwen pulls a poster-sized calendar from the tote bag with a big red "X" marked through Monday and Gustaf points to it.

REPORTER TRANSLATES:

There are many museums to visit in Germany, but not on Mondays because they're closed.



OFFERING

GOD'S PARTNER



Time Required: 10 minutes

Offering Scripture: “[I thank my God] for your fellowship (your sympathetic cooperation and contributions and partnership) in advancing the good news...”

Philippians 1:5 AMP

Supplies: ■ 1 Set of Lego® or building blocks, ■ 1 Table

Prior to Offering:

- Display the building blocks or Legos® on the table.
- Choose three volunteers to assist with the demonstration.
- Cadets will work together, as a team, to build a tower with the blocks.

Offering Instructions:

- Hello, Superkids!
- Today we have three Cadets who'll be assisting with this demonstration. Our three Cadets will be working together to build a tower using the building blocks on the table.
- As the Cadets are building the tower, let's read the Offering Scripture from Philippians 1:5 AMP. It says, “[I thank my God] for your fellowship (your sympathetic cooperation and contributions and partnership) in advancing the good news...”
- Just like the three Superkids are working together, partnering with one another to build this tower, Paul needed partners to help him share the good news. Paul's partners believed in the power of spreading God's Word around the world and gave offerings to support Paul's mission.
- Let's check in on the tower-building team. It's amazing what can be accomplished when people work together!
- Did you know the Lord still needs partners just like He did back when Paul was alive? That's right, and we can be those partners. You may be thinking, “How can I partner with God, I'm just a kid.” When we bring our offerings to God, we are partnering with Him, and allowing the good news of Jesus to be shared around the world.
- Let's honor God with our giving.

Notes:



LESSON OUTLINE

TASTE AND SEE



Memory Verse: "Taste and see that the Lord is good. Oh, the joys of those who take refuge in him!"

Psalm 34:8

I. GOD WANTS US TO TASTE AND SEE HOW GOOD HE IS

- a. The word *taste* means to "perceive, or recognize."
- b. Developing a taste for God's Word requires more than one daily meal. [Joshua 1:8](#)
- c. Trusting in God's goodness brings "The Blessing." [Psalm 34:8](#)

II. GET RID OF ALL EVIL BEHAVIOR [1 Peter 2:1](#)

- a. Ungodly living messes up your ability to "taste" the good things of God.
- b. Worldly things leave a bad taste in our hearts, and a wrong memory in our minds.
- c. The "Sweet Life" lets us taste God's goodness every day! [Psalm 119:103](#)

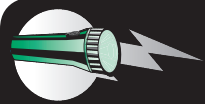
III. SUPERKIDS WHO HUNGER FOR GOD'S WORD GROW STRONG [1 Peter 2:2-3](#)

- a. The good things of God are like an awesome meal for our spirits.
- b. After we taste something really good, we tell our friends how good it is!
- c. The more of our heavenly Father we "taste and see," the hungrier we get!



A Word from Commander Dana: We must be convinced of this fact: Our God is good! This truth is the very first one that Satan lied about and perverted in the Garden of Eden, and he attempts to dim the importance of this truth today as well. God's Word tells us that when we taste His goodness, we walk in "The Blessing" ([Psalm 34:8](#)). Our children will acquire a taste for the things of God if we make sure that God's goodness is communicated to them. The easiest way to demonstrate to children the fact that God is good: Make sure you treat them well, representing your heavenly Father well. Children will see God AND MAKE DECISIONS ABOUT HIM based on the example set by their leaders. Let them taste how sweet God can be and watch the Sweet Life become their life!

Notes:



ACADEMY KITCHEN

BIG BUCKAROO BURGER



Time Required: 10 minutes



Memory Verse: "Taste and see that the Lord is good. Oh, the joys of those who take refuge in him!"

Psalm 34:8

Supplies: ■ Microwave oven, ■ 1 Microwave-safe plate, ■ 1 Additional plate, ■ 1 Potheader, ■ 1 Butter knife, ■ 1 Serving spoon, ■ Napkins or paper towels

Prior to Segment:

- Prepare the hamburger meat, bacon, mushrooms and toast at home, following the recipe below.
- During segment, the burger will be warmed and assembled.

Recipe:

Ingredients: ■ 1 Hamburger patty, ■ 2 Pieces of bacon, ■ Mushrooms, sautéed (3 or 4), ■ 1 Can of French-fried onion rings, ■ 1 Slice of cheddar cheese, ■ Barbeque sauce, ■ 2 Slices of Texas toast

1. Season the hamburger patty with a little salt and pepper; either grill or cook in a pan on the stove. Cover the hamburger with foil to prevent the meat from drying out, until it's time to assemble the burger during service.
2. Cook bacon until crispy; drain on paper towels. Set aside.
3. Sauté thinly sliced mushrooms in small amount of butter.

Lesson Preparation:

1. Place the hamburger patty on a microwave-safe plate; top with mushrooms and bacon. Place a cheddar cheese slice on next and heat in the microwave until the cheese has melted. Remove the plate from the microwave using a potheader.
2. Prepare the bread by spreading barbeque sauce on the toasted side of the bread; enough to make it juicy but not too much because it will make the bread soggy.
3. Place the hamburger patty on one piece of bread. Top the patty with onion rings. Place the "lid" or other piece of bread on the burger. Cut the burger in half to make it easier to eat.

Lesson Instructions:

- Cadets, today we'll be making an "all-American" favorite dish, the hamburger. This is not just any hamburger, this is a "Big Buckaroo Burger"! Since there wasn't time to prepare the whole recipe during service, we've prepared a few things ahead of time.
- First of all, we'll take this nice, juicy hamburger patty and top it with a spoonful of yummy, sautéed mushrooms and a crispy piece of bacon. Now let's cover that with a slice of delicious cheddar cheese. The next step, pop it into the microwave until the cheese is nice and melted and the hamburger patty is nice and hot. For safety, we'll use a potheader to remove the plate from the microwave. Boy, does that smell good!



- It's time to complete the "Big Buckaroo Burger." Let's take two pieces of Texas toast and lay them on a clean plate.

Ask How many Cadets like barbeque sauce on their hamburgers?

- Let's spread some barbeque sauce on each piece of Texas toast, but not too much because no one enjoys a soggy burger! OK, time to put the "Big Buckaroo Burger" together: Place the hamburger patty on one piece of Texas toast, pile it high with some onion rings, and then put the "lid" or other slice of toast on top. Now, the best part, eating it!
- (At this point in the lesson, consider cutting the burger in half and taking a big bite. Describe to the Cadets how delicious the hamburger tastes.)

Ask Would anyone like to take a bite of this "Big Buckaroo Burger"? Is it possible to know how delicious this burger really is just by *hearing* a description of how good it tastes?

- It would be best to taste the hamburger yourself to really know how good it is, right? Well that's exactly what Psalm 34:8 tells us about God. This verse says, "Taste and see that the Lord is good. Oh, the joys of those who take refuge in him!" This scripture doesn't mean we need to take a big bite out of God! But the Bible is telling us that we shouldn't just stand around and watch others experience how good God is, He wants us to get a "taste" for ourselves. He wants each of us to know how much He loves and cares about us. You could say it like this: "God wants us to do our own taste test!" Now, who's ready to "taste" how good God is?

Notes: _____
